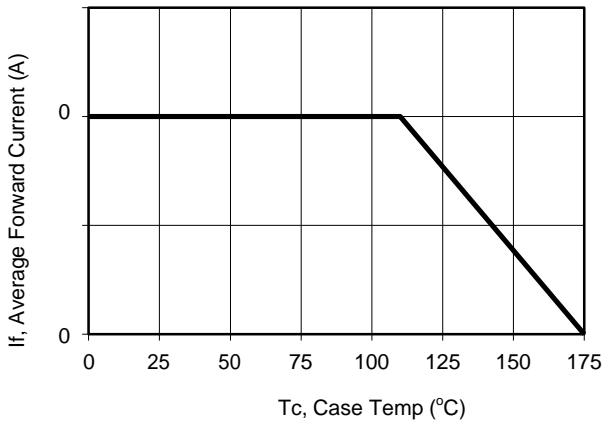
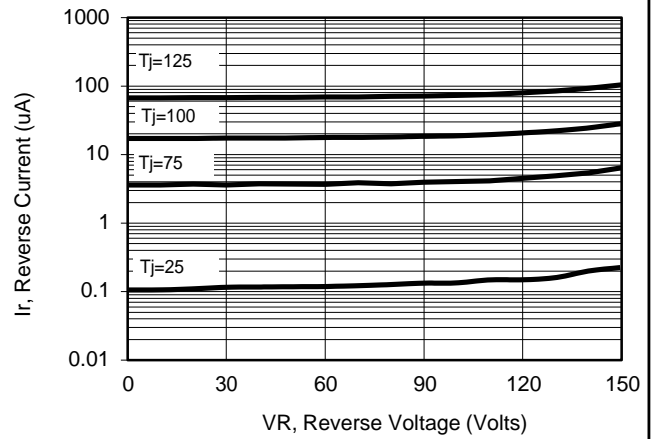
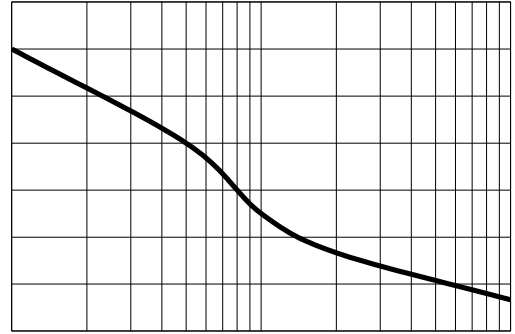



$I_F=10A$ $T_J=25^\circ C$

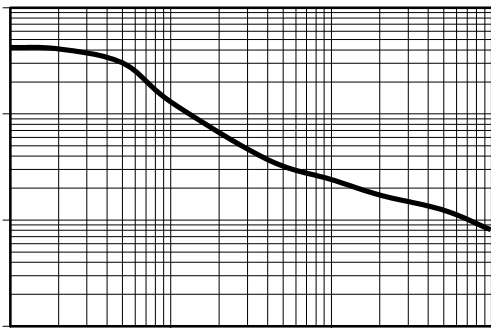
RATINGS AND CHARACTERISTICS CURVES (TA = 25 °C unless otherwise noted)



/ 5 /

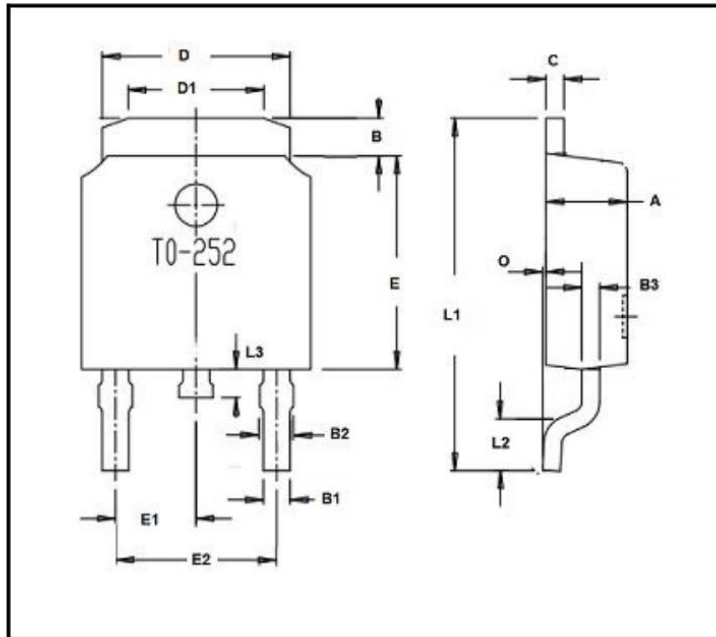


W /



PACKAGE OUTLINE DIMENSIONS

TO-252



Dim.	Min.	Max.
A	2.15	2.45
B	0.96	1.42
C	Typ0.5	
D	5.33	5.53
D1	3.65	4.05
E	6.0	6.2
E1	Typ2.29	
E2	Typ4.58	
B1	0.74	0.86
B2	0.74	0.94
O	0	0.15
L1	9.9	10.5
L2	Typ1.65	
L3	0.6	1.0
All Dimensions in millimeter		