

7UHQFK 026 %DUULHU 6FKRWWN\ 5H

DO-201AD  
TSA /



Cathode  Anode

Features

- ‡ \$GYDQWUHQFK WHFKQRORJ\
- ‡ /RZRZURGRWDJH GURS
- ‡ /RZRZURVVHV
- ‡ +LJKILFLHQF\ RSHUDWLRO
- ‡ /HDGH)HLQLVK &R#6OLDQW

Applications

- ‡ '&' &RQYHUWHUV
- ‡ \$&'&GDSWRUV
- ‡ 6ZLWFKRZHXSSOLHV
- ‡ )UHHZKH'HLRGRJ

Maximum ratings and electrical characteristics (T<sub>J</sub> = 25°C unless otherwise noted)

3DUDPHWHU		6\PERO	/LPLW	8QLW	
0D[LPHSHVSHUNYHYURQW DJH		9550		9	
0D[LPHYHURJHZDUG UFXEWHIQWG		,) \$9		\$	
3HDN IRVZDUEBUHQW VLQDQHQZDYH VXSHULP&QDCHVRS&GLRGH		,) 60	15	\$	
2SHUDMXQ&DQWRUDJH WHPSHUDW		XUH 007CJH	5 WR	f &	
7\SLFVCHUPDO USHVULVQHDQFH		'2 \$'	5 \$-&	2	f & :
,QVWDQWDQHRROWRDUZDUG SHGLRGH	,) \$	7- f&	7 < 3	0 \$;	
	,) \$	7- f&			
	,) \$	7- f&			
	,) \$	7- f&			
,QVWDQWDQHRXUUSHQWRCWH UDWHYHYURQW DJH	7- f&	,5		P\$	
	7- f&			P\$	

1RWHV

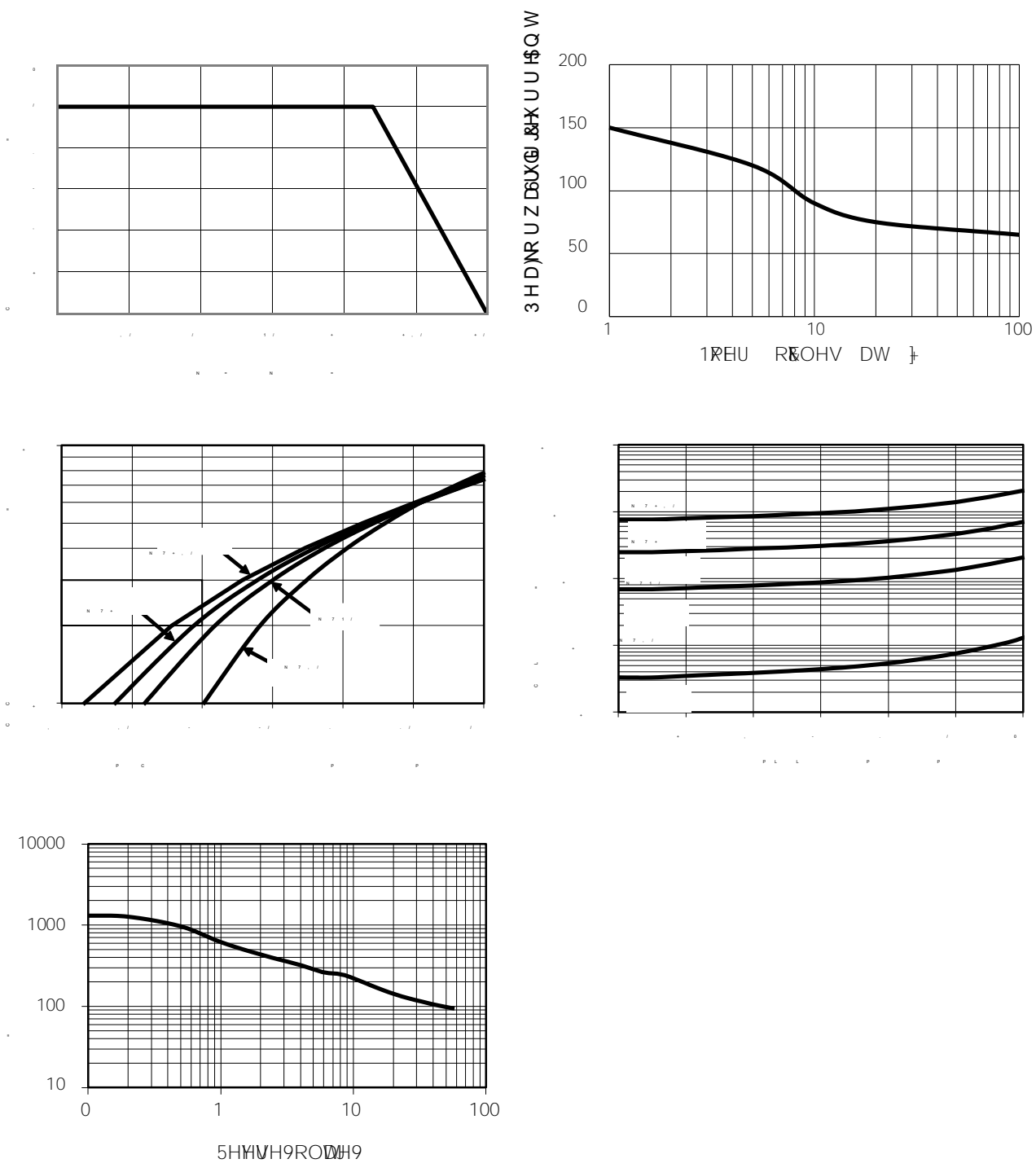
3XOVH WHV&XOVH ZLGWK GXW\F\FOH

3XOVH WHVW 3XOPH ZLGWK 0

RATINGS AND CHARACTERISTICS CURVES

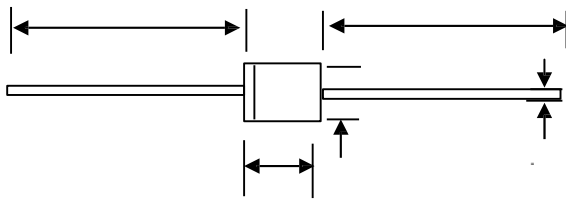
7\$

f & X Q O H V Q R W K B U Z L V H

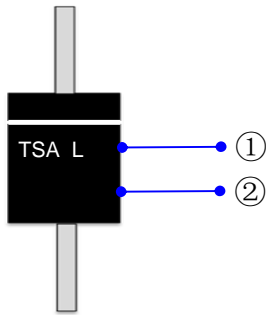


## PACKAGE OUTLINE DIMENSIONS

### DO-201AD

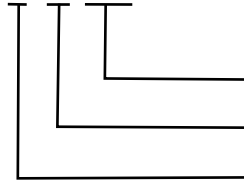


				4	
				1	



①

②



( )

( )

