



76\$6

129

7UHQFK 026 %DUULHU 6FKRWWN\ 5H

DO-201AD  
TSA 6



Cathode ← Anode

Features

- ‡ \$GYDQWUHQFK WHFKQRORJ\
- ‡ /RZRZURGRWDJH GURS
- ‡ /RZRZURVVHV
- ‡ +LJHILFLHQF\ RSHUDWLRO
- ‡ /HDGHHLQLVK &R#6OLDQW

Applications

- ‡ '&' & RQYHUWHUV
- ‡ \$&' & GDSWRUV
- ‡ 6ZLWFKRZHXSSOLHV
- ‡ )UHHZKHHLRGRJ

Maximum ratings and electrical characteristics (T<sub>J</sub> = 25°C unless otherwise noted)

3DUDPHWHU		6\PERO	/LPLW	8QLW
0D[LXPXPHSHVSHUNYHYURQW DJH		9550		9
0D[LXPYHURJHZDUG UFXEWHIQWG		,) \$9		\$
3HDN IRVZDUEBUUHQW VLQDQHLQZDYH VXSHULP&QNDVHRS&GLRGH		,) 60	5	\$
2SHUDMXQ&DQWRUDJH WHPSHUDW		X0H767°C	JH WR	f &
7\SLFVCHUPDO USHVULVQHDQFH		'2 \$'	5\$-&	f & :
,QVWDQWDQHRRQWRUJZDUG SHGLRGH	,) \$	7- f&	7 < 3	9
	,) \$	7- f&	0\$;	
	,) \$	7- f&		
	,) \$	7- f&		
,QVWDQWDQHRXUUSHQWRCVH UDWHYHYURQW DJH	7- f&	,5		X\$
	7- f&			P\$

1RWHV

3XOVH WHVVSXOVH ZLGWK GXW\F\FOH

3XOVH WHVW 3XOPH ZLGWK 0

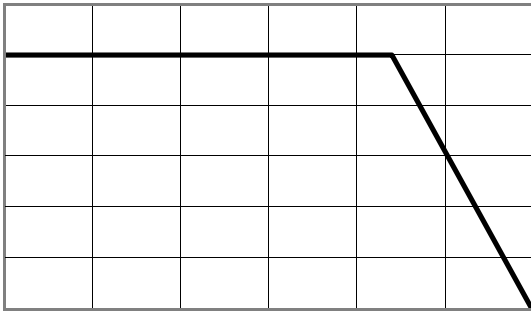


RATINGS AND CHARACTERISTICS CURVES

7\$

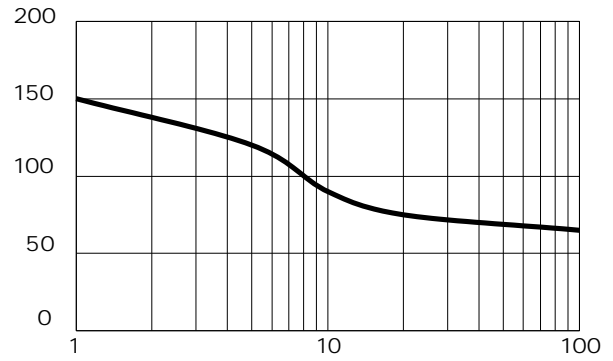
f & X Q O H V Q R W K B U Z L V H

, I \$ Y H U D R W Z D U X G U U \$ Q W



7 F & D V H P \$ &

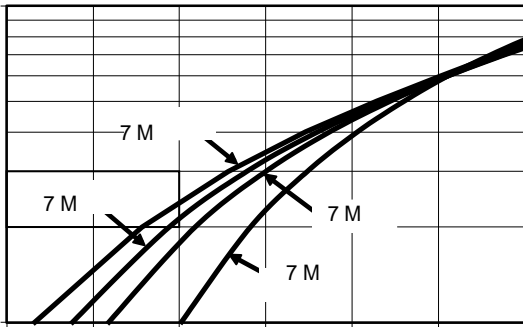
3 H D N R U Z D U X G U U \$ Q W



Maximum Repetitive Surge Current

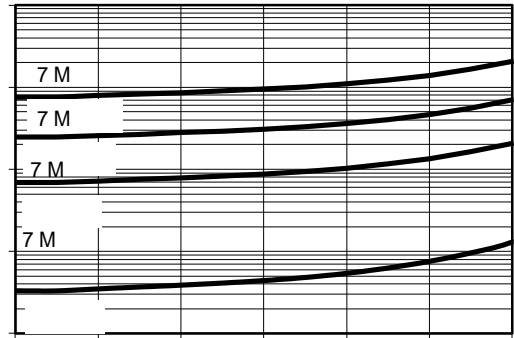
, I , Q V W D Q W R Q W Z R X X G U U \$ Q W

Current Derating, Case



91 , Q V W D Q W D Q H R R O W ) R L J Z D R U G

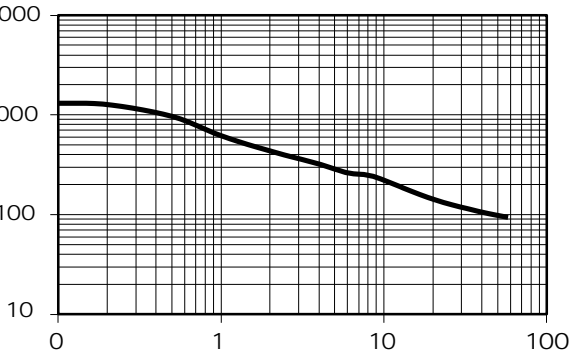
, U 5 H Y H & X H U U H X \$ W



Typical Reverse Current

& D S D F L W S D Q F H

Typical Forward Voltage

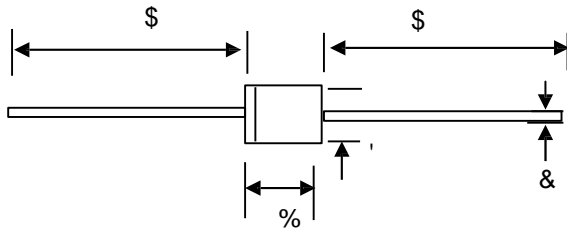


5 H Y H U V H 9 R O W D J H 9

Typical Junction Capacitance

**PACKAGE OUTLINE DIMENSIONS**

**DO-201AD**

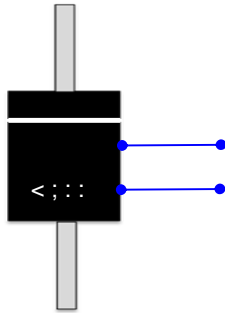


'2 \$' PHFKD QLFWD

81,7		\$	%		'
PP	PD[			4	
	PLQ			1	
PLO	PD[				
	PLQ				

0DUNLQJ ,QIRUPDWLRQ

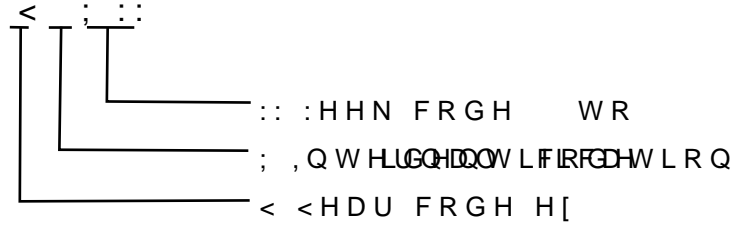
&DWKRGH



\$QRGH

73URGXFW 76\$6HO

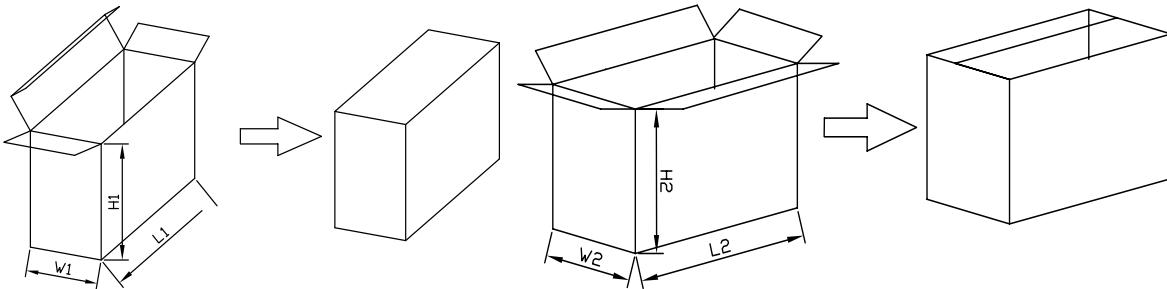
83'& LQIRUPDWLRQ



DWU ] b [ ' = bZcf aUh] cb

% =bg] XY 6cl

&' G hg] XY 6cl



DWU ] b [ ' = bZcf aUh] cb

BC	IB-H	% =bg] XY 6cl			&' G hg] XY 6cl		
G] nY	aa	@%	K%	<%	@&	K&	<&
		&)	+)	%4	4		