

Trench MOS Barrier Schottky Rectifier

DO-201AD
TSA5L100



Cathode  Anode

Features

- Advanced trench technology
- Low forward voltage drop
- Low power losses
- High efficiency operation
- Lead Free Finish, RoHS Compliant

Applications

- DC/DC Converters
- AC/DC Adaptors
- Switching Power Supplies
- Freewheeling Diodes

Maximum ratings and electrical characteristics (T_J = 25°C unless otherwise noted)

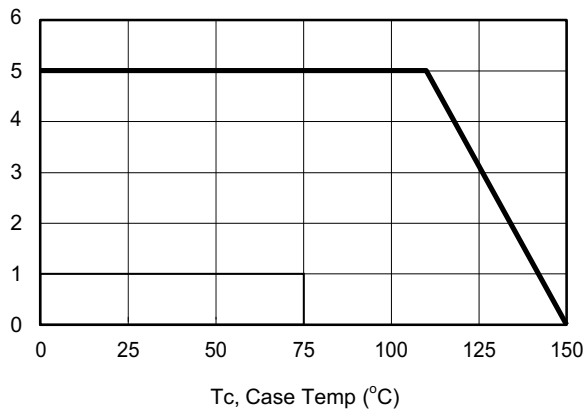
Parameter		Symbol	Limit		Unit
Maximum repetitive peak reverse voltage		VRRM	100		V
Maximum average forward rectified current		IF(AV)	5		A
Peak forward surge current 8.3 ms single half sine- wave superimposed on rated load per diode		IFSM	150		A
Operating junction and storage temperature range		TJ, TSTG	-40 to +150		°C
Typical thermal resistance per leg	DO-201AD	RθJC	2		°C/W
Instantaneous forward voltage per diode			TYP.	MAX.	V
	IF= A	TJ=25°C			
	IF= A	TJ=125°C		-	
	IF=5A	TJ=25°C		0.7	
	IF=5A	TJ=125°C		-	
Instantaneous reverse current per diode at rated reverse voltage	TJ=25°C			200	uA
	TJ=125°C		5	15	mA

Notes:

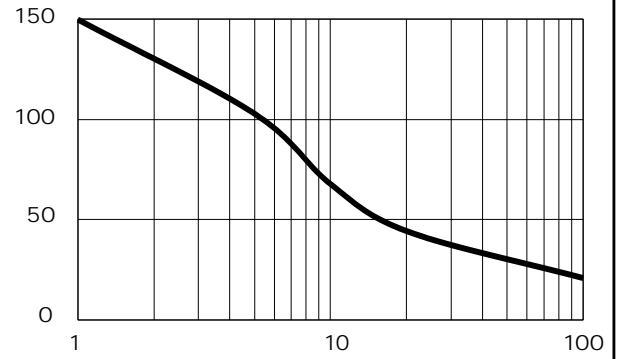
(1) Pulse test: 300 μs pulse width, 1 % duty cycle

(2) Pulse test: Pulse width 0.40 ms

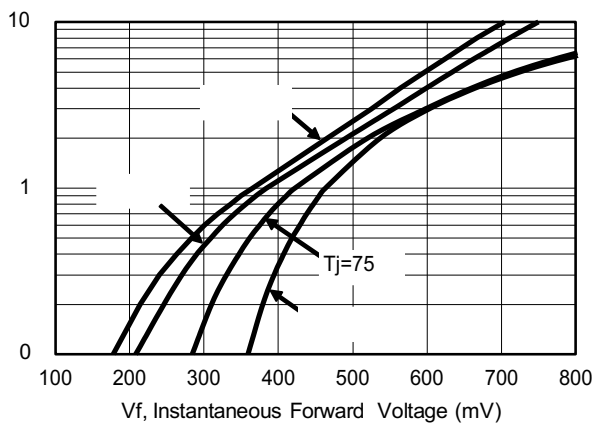
RATINGS AND CHARACTERISTICS CURVES (TA = 25 °C unless otherwise noted)



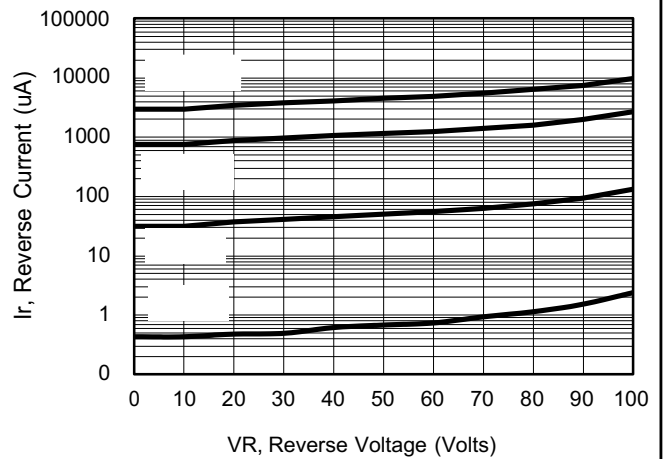
Current Derating, Case



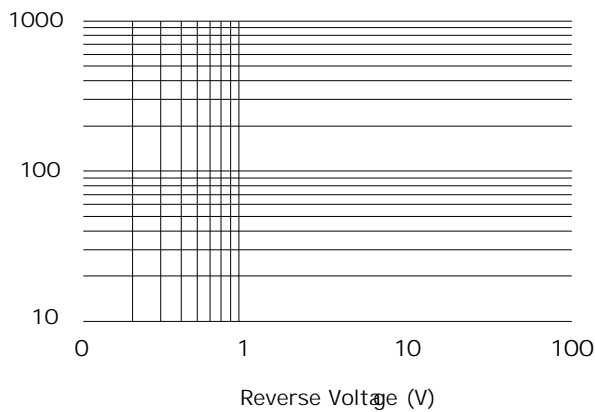
Maximum Repetitive Surge Current



Typical Forward Voltage



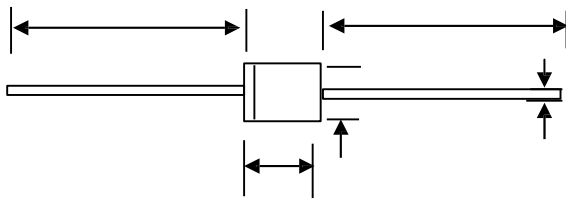
Typical Reverse Current



Typical Junction Capacitance

PACKAGE OUTLINE DIMENSIONS

DO-201AD

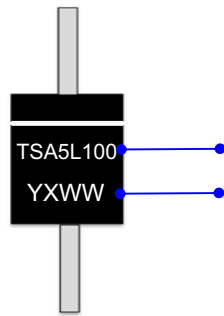


DO-201AD mechanical data

UNIT		A	B	C	D
mm	max	26.5	9.5	1.4	5.3
	min	24.5	7.3	1.1	4.8
mil	max	1043.30	374.01	5.1	208.67
	min	946.57	287.40		188.97

0DUNLQJ ,QIRUPDWLRQ

Cathode



Anode

7Product model : TSA

PDC information

Y X WW

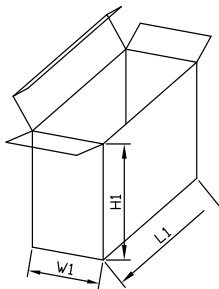
WW:Week code(01 to 53)

X:Internal identification code

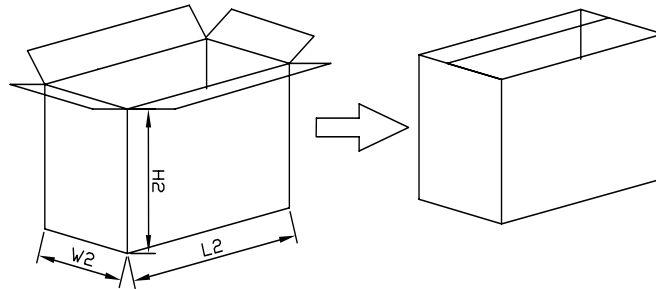
Y:Year code(ex:0=2020)

Packaging Information

1.Inside Box



2.Outside Box



Packaging Information

NO	UNIT	Inside Box			Outside Box		
		L1	W1	H1	L2	W2	H2
Size	mm	255	75	14	4		